

SRR & CVR GOVT. DEGREE COLLEGE (A), VIJAYAWADA

DEPARTMENT OF MATHEMATICS

ANALYSIS OF FEEDBACK ON CURRICULUM

ACADEMIC YEAR 2021-22

Structured Feedback by Student, Alumni, Parent, Teacher and Employer for Design and Review of the Syllabus

As the college autonomy is sanctioned from the academic year 2017-18, the College has a formal mechanism to obtain feedback from Students/Alumni/Teachers/Industrialist and Parents on the Design and Review of the Syllabus.

Feedback is obtained from students at the end of every semester in all courses. This feedback is collected, analyzed and taken into consideration partially to make the modifications in the syllabus for further designing quality of the course.

FEEDBACK REPORT

Semester - I

Paper-I: Differential Equations

The report of analysis of feedback received from different stakeholders is given below.

1. Feedback forms collected:

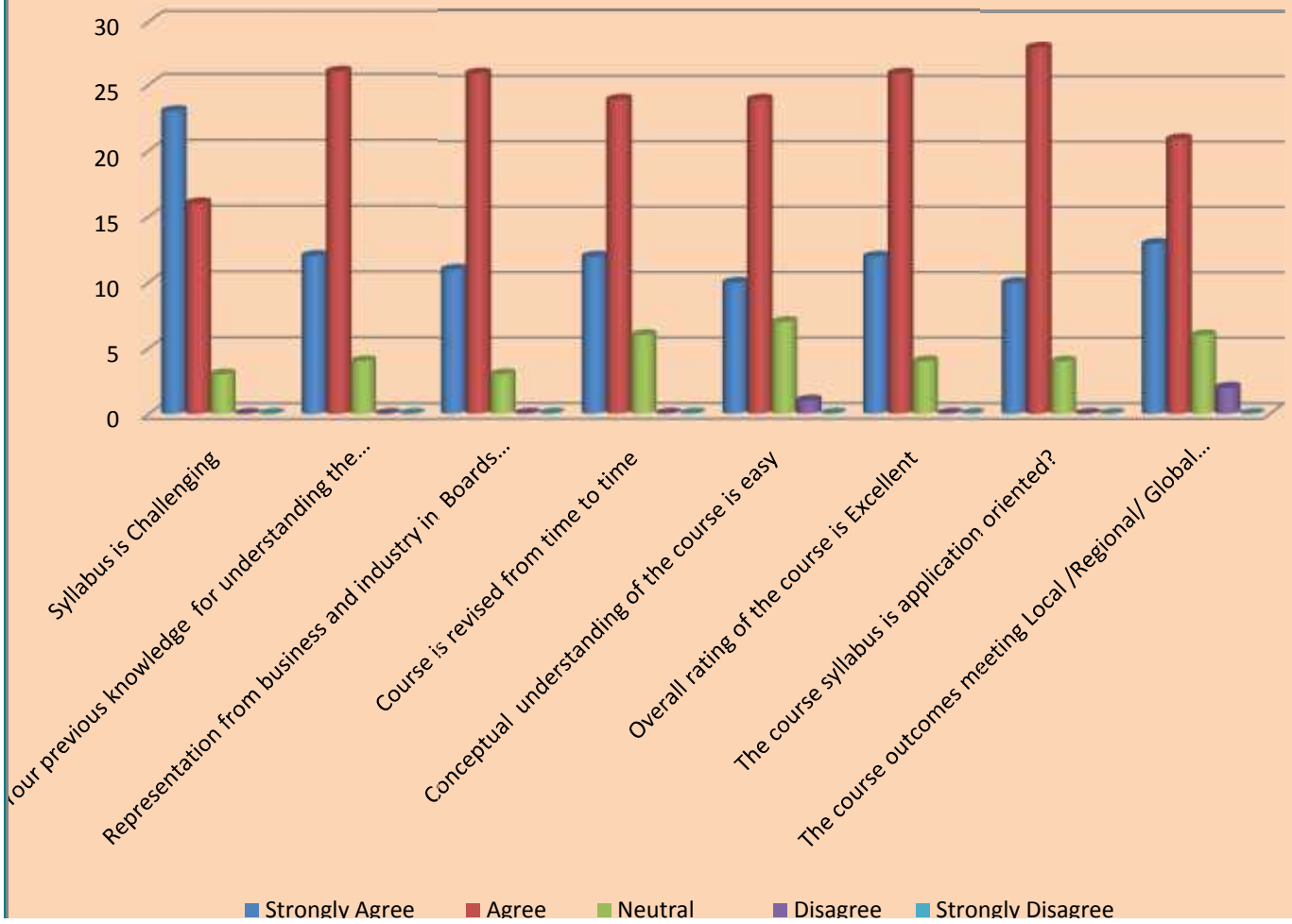
- ✓ Students : 42
- ✓ Alumni : 29
- ✓ Parent : 23
- ✓ Teachers : 7
- ✓ Employer: 11

2. Stakeholder Feedback Report for syllabus Design and Review

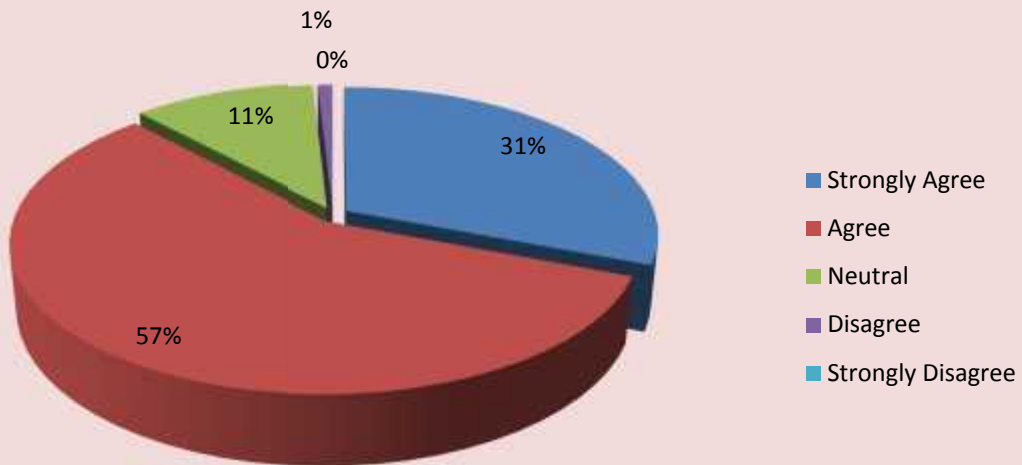
Student Feedback on Curriculum for Design & Review of Syllabus

S.No.	Factor	Strongly Agree		Agree		Neutral		Disagree		Strongly Disagree		Total	Remarks
		No. Of Stu	%	No. Of Stu	%	No. Of Stu	%	No. Of Stu	%	No. Of Stu	%		
1	Syllabus is Challenging	23	54.76	16	38.10	3	7.14	0	0.00	0	0.00	42	(a)
2	Your previous knowledge for understanding the course is sufficient	12	28.57	26	61.90	4	9.52	0	0.00	0	0.00	42	(b)
3	Representation from business and industry in Boards of studies is helpful in Designing and improving the courses?	11	27.50	26	65.00	3	7.50	0	0.00	0	0.00	40	(b)
4	Course is revised from time to time	12	28.57	24	57.14	6	14.29	0	0.00	0	0.00	42	(b)
5	Conceptual understanding of the course is easy	10	23.81	24	57.14	7	16.67	1	2.38	0	0.00	42	(b)
6	Overall rating of the course is Excellent	12	28.57	26	61.90	4	9.52	0	0.00	0	0.00	42	(b)
7	The course syllabus is application oriented?	10	23.81	28	66.67	4	9.52	0	0.00	0	0.00	42	(b)
8	The course outcomes meeting Local /Regional/ Global needs	13	30.95	21	50.00	6	14.29	2	4.76	0	0.00	42	(b)
9	Any other expectations from the curriculum?	Satisfied with the Syllabi and 20% suggested revision of Syllabus											

Student Feedback



Overall Rating



Semester - II

Paper-II: Analytical Solid Geometry

The report of analysis of feedback received from different stakeholders is given below.

1. Feedback forms collected:

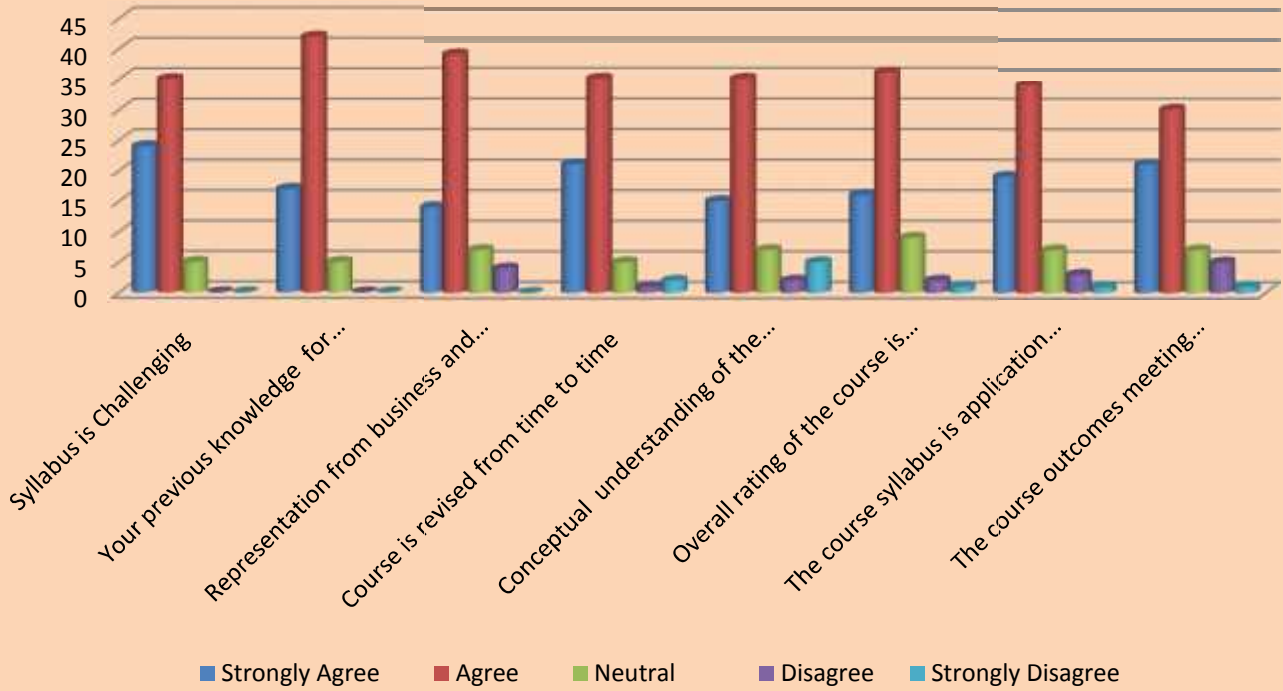
- ✓ Students : 64
- ✓ Alumni : 29
- ✓ Parent : 23
- ✓ Teachers : 7
- ✓ Employer: 11

2. Stakeholder Feedback Report for syllabus Design and Review

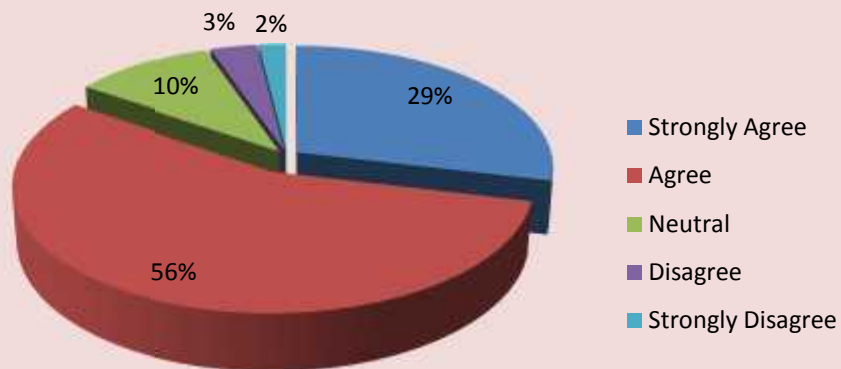
Student Feedback on Curriculum for Design & Review of Syllabus

S.No.	Factor	Strongly Agree		Agree		Neutral		Disagree		Strongly Disagree		Total	Remarks
		No. Of Stu	%	No. Of Stu	%	No. Of Stu	%	No. Of Stu	%	No. Of Stu	%		
1	Syllabus is Challenging	24	37.50	35	54.69	5	7.81	0	0.00	0	0.00	64	(b)
2	Your previous knowledge for understanding the course is sufficient	17	26.56	42	65.63	5	7.81	0	0.00	0	0.00	64	(b)
3	Representation from business and industry in Boards of studies is helpful in Designing and improving the courses?	14	21.88	39	60.94	7	10.94	4	6.25	0	0.00	64	(b)
4	Course is revised from time to time	21	32.81	35	54.69	5	7.81	1	1.56	2	3.13	64	(b)
5	Conceptual understanding of the course is easy	15	23.44	35	54.69	7	10.94	2	3.13	5	7.81	64	(b)
6	Overall rating of the course is Excellent	16	25.00	36	56.25	9	14.06	2	3.13	1	1.56	64	(b)
7	The course syllabus is application oriented?	19	29.69	34	53.13	7	10.94	3	4.69	1	1.56	64	(b)
8	The course outcomes meeting Local /Regional/ Global needs	21	22.00	30	46.88	7	10.94	5	7.81	1	1.56	64	(b)
9	Any other expectations from the curriculum?	Satisfied with the Syllabi and 20% suggested revision of Syllabus											

Student Feedback



Overall Rating



Semester – III

Paper–III: Abstract Algebra

The report of analysis of feedback received from different stakeholders is given below.

1. Feedback forms collected:

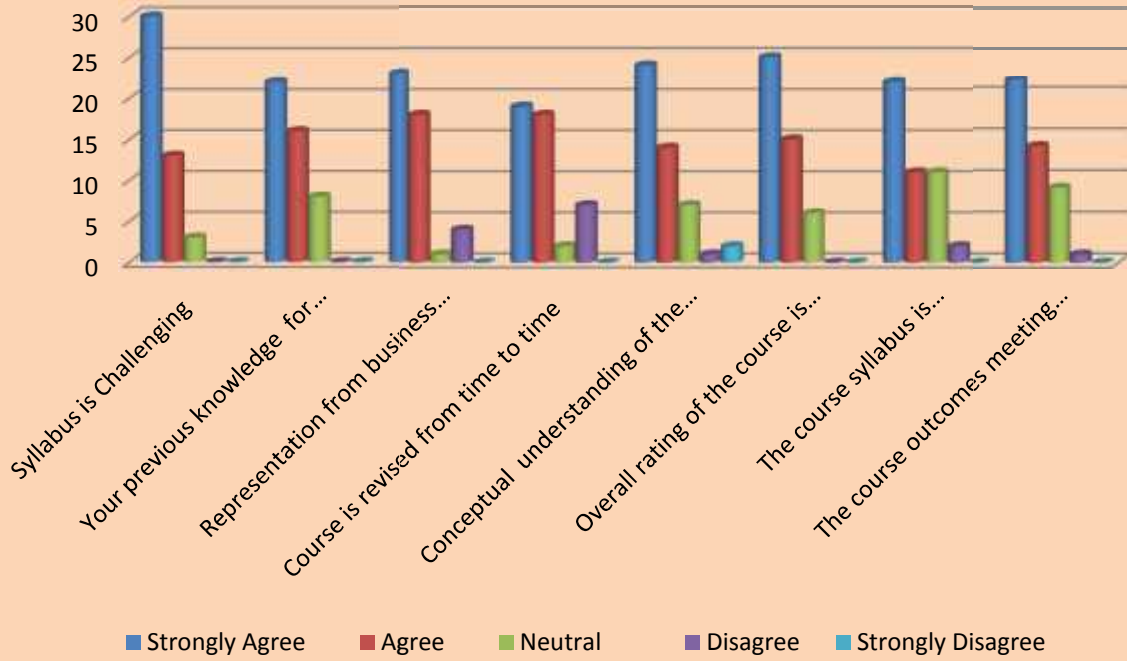
- ✓ Students : 46
- ✓ Alumni : 29
- ✓ Parent : 23
- ✓ Teachers : 7
- ✓ Employer: 11

2. Stakeholder Feedback Report for syllabus Design and Review

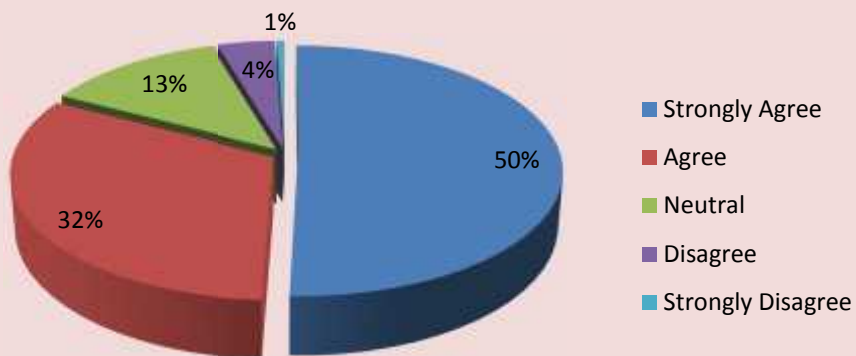
Student Feedback on Curriculum for Design & Review of Syllabus

S.No.	Factor	Strongly Agree		Agree		Neutral		Disagree		Strongly Disagree		Total	Remarks
		No. Of Stu	%	No. Of Stu	%	No. Of Stu	%	No. Of Stu	%	No. Of Stu	%		
1	Syllabus is Challenging	30	65.22	13	28.26	3	6.52	0	0.00	0	0.00	46	(a)
2	Your previous knowledge for understanding the course is sufficient	22	47.83	16	34.78	8	17.39	0	0.00	0	0.00	46	(a)
3	Representation from business and industry in Boards of studies is helpful in Designing and improving the courses?	23	50.00	18	39.13	1	2.17	4	8.70	0	0.00	46	(a)
4	Course is revised from time to time	19	41.30	18	39.13	2	4.35	7	15.22	0	0.00	46	(a)
5	Conceptual understanding of the course is easy	24	52.17	14	30.43	7	15.22	1	2.17	2	4.35	46	(a)
6	Overall rating of the course is Excellent	25	54.35	15	32.61	6	13.04	0	0.00	0	0.00	46	(a)
7	The course syllabus is application oriented?	22	47.83	11	23.91	11	23.91	2	4.35	0	0.00	46	(a)
8	The course outcomes meeting Local /Regional/ Global needs	22	47.83	14	30.43	9	19.57	1	2.17	0	0.00	46	(a)
9	Any other expectations from the curriculum?	Satisfied with the Syllabi and 20% suggested revision of Syllabus											

Student Feedback



Overall Rating



Semester - IV

Paper-IV: Real Analysis

The report of analysis of feedback received from different stakeholders is given below.

1. Feedback forms collected:

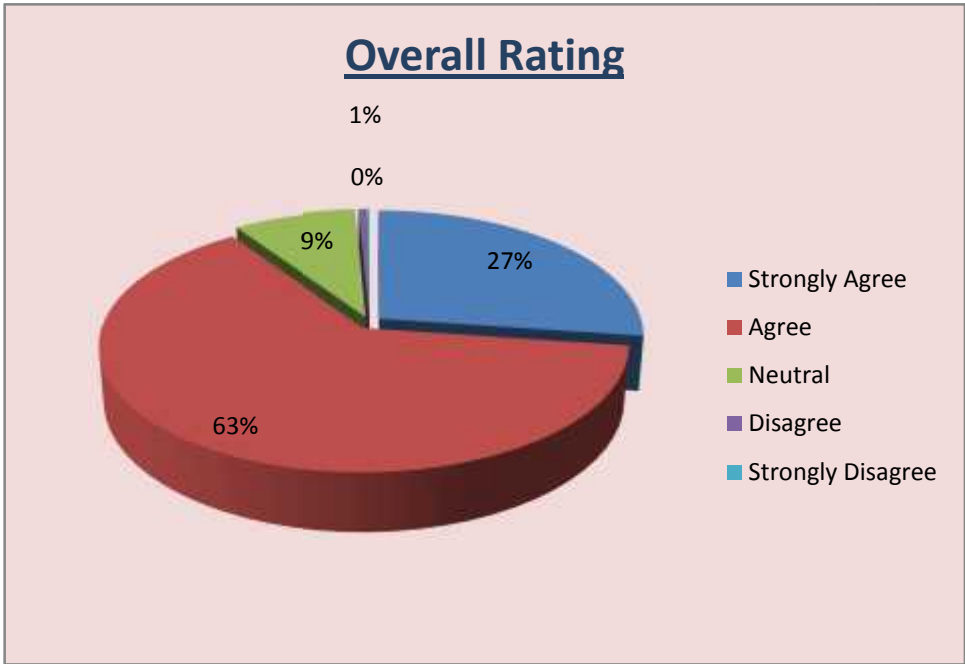
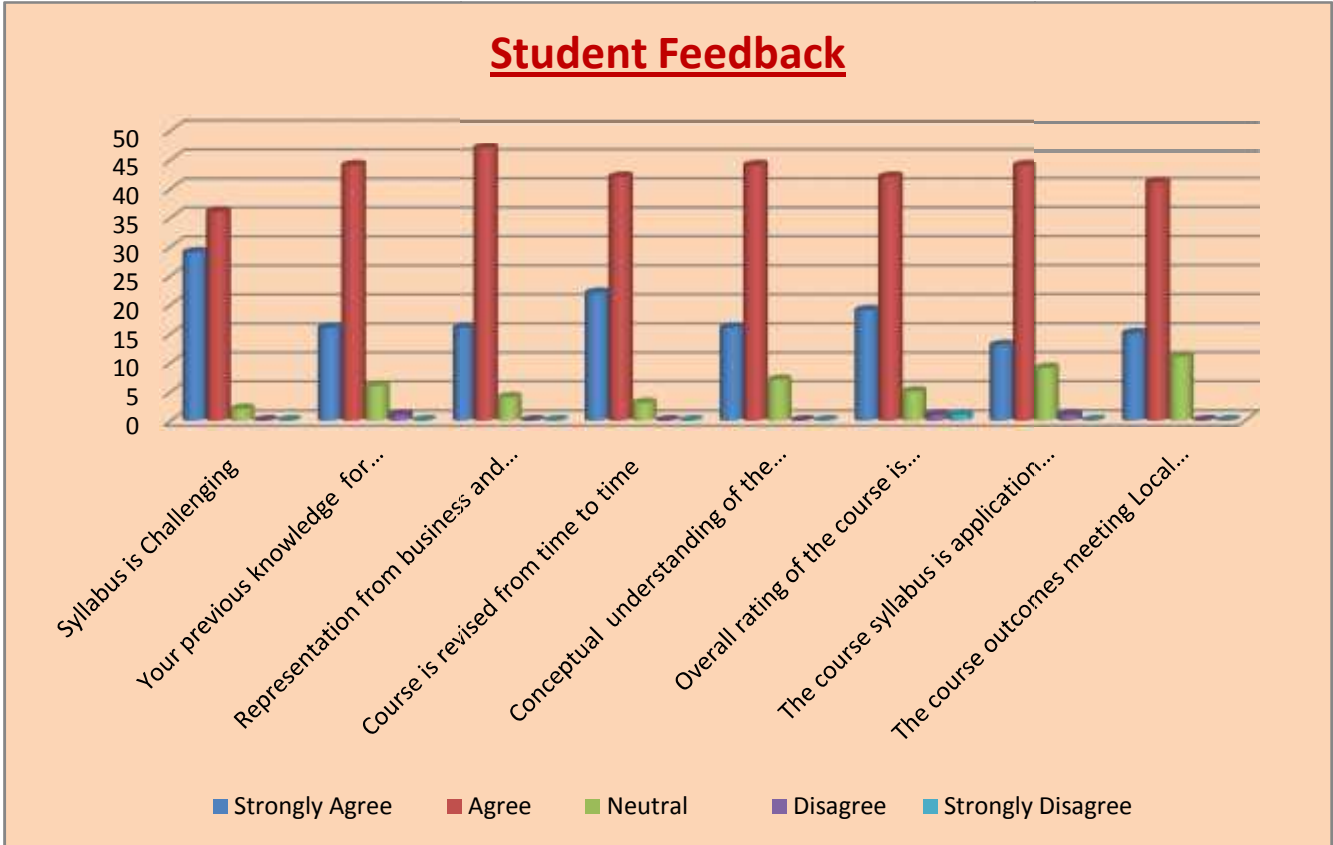
- ✓ Students : 67
- ✓ Alumni : 29
- ✓ Parent : 23
- ✓ Teachers : 7
- ✓ Employer: 11

Stakeholder Feedback Report for syllabus Design and Review

Student Feedback on Curriculum for Design & Review of Syllabus

S.No.	Factor	Strongly Agree		Agree		Neutral		Disagree		Strongly Disagree		Total	Remarks
		No. Of Stu	%	No. Of Stu	%	No. Of Stu	%	No. Of Stu	%	No. Of Stu	%		
1	Syllabus is Challenging	29	43.28	36	53.73	2	2.99	0	0.00	0	0.00	67	(b)
2	Your previous knowledge for understanding the course is sufficient	16	23.88	44	65.67	6	8.96	1	1.49	0	0.00	67	(b)
3	Representation from business and industry in Boards of studies is helpful in Designing and improving the courses?	16	23.88	47	70.15	4	5.97	0	0.00	0	0.00	67	(b)
4	Course is revised from time to time	22	32.84	42	62.69	3	4.48	0	0.00	0	0.00	67	(b)
5	Conceptual understanding of the course is easy	16	23.88	44	65.67	7	10.45	0	0.00	0	0.00	67	(b)
6	Overall rating of the course is Excellent	19	28.36	42	62.69	5	7.46	1	1.49	1	1.49	67	(b)
7	The course syllabus is application oriented?	13	19.40	44	65.67	9	13.43	1	1.49	0	0.00	67	(b)
8	The course outcomes meeting Local	15	22.39	41	61.19	11	16.42	0	0.00	0	0.00	67	(b)

	/Regional/ Global needs												
9	Any other expectations from the curriculum?	Satisfied with the Syllabi and 20% suggested revision of Syllabus											



Paper-V: Linear Algebra

The report of analysis of feedback received from different stakeholders is given below.

2. Feedback forms collected:

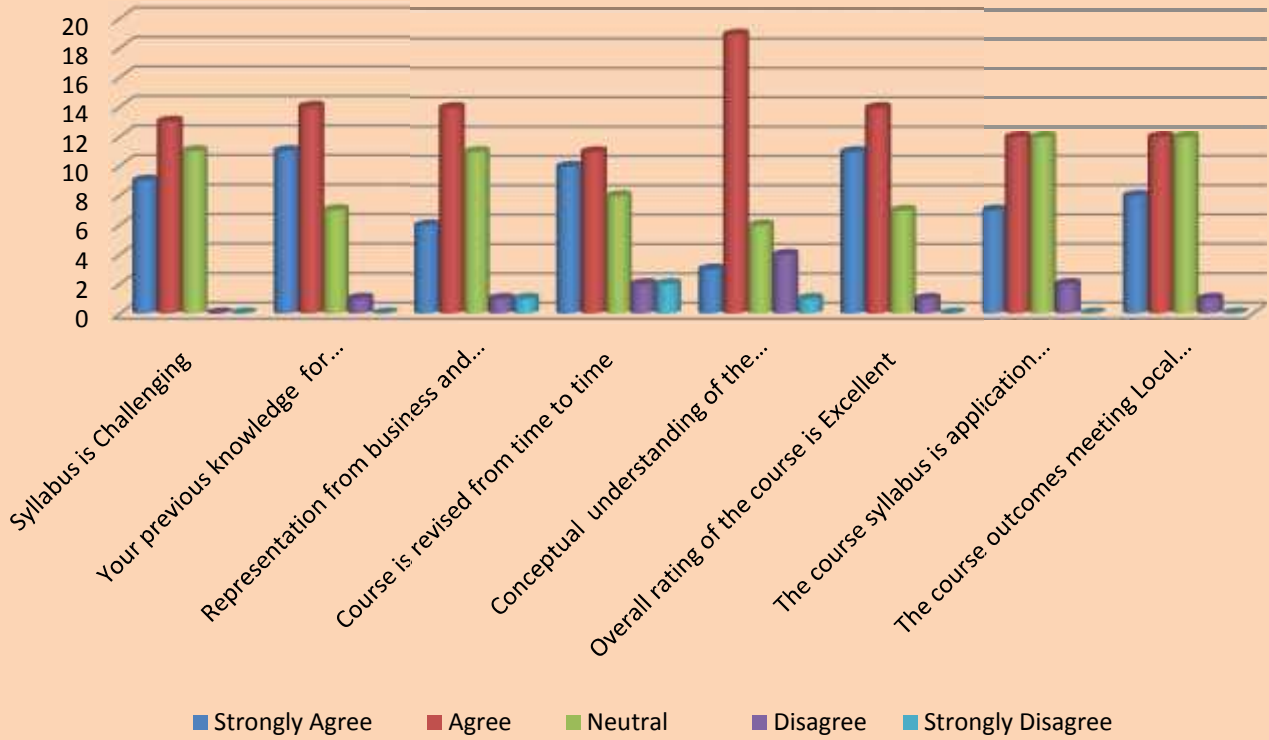
- ✓ Students : 33
- ✓ Alumni : 29
- ✓ Parent : 23
- ✓ Teachers : 7
- ✓ Employer: 11

Stakeholder Feedback Report for syllabus Design and Review

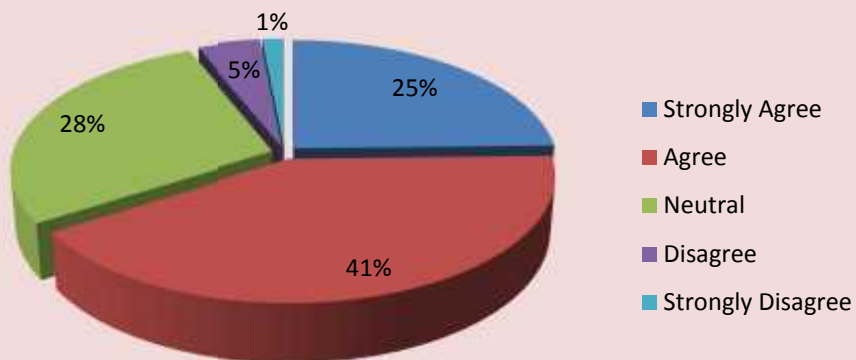
Student Feedback on Curriculum for Design & Review of Syllabus

S.No.	Factor	Strongly Agree		Agree		Neutral		Disagree		Strongly Disagree		Total	Remarks
		No. Of Stu	%	No. Of Stu	%	No. Of Stu	%	No. Of Stu	%	No. Of Stu	%		
1	Syllabus is Challenging	9	27.27	13	39.39	11	33.33	0	0.00	0	0.00	33	(b)
2	Your previous knowledge for understanding the course is sufficient	11	33.33	14	42.42	7	21.21	1	3.03	0	0.00	33	(b)
3	Representation from business and industry in Boards of studies is helpful in Designing and improving the courses?	6	18.18	14	42.42	11	33.33	1	3.03	1	3.03	33	(b)
4	Course is revised from time to time	10	30.30	11	33.33	8	24.24	2	6.06	2	6.06	33	(b)
5	Conceptual understanding of the course is easy	3	9.09	19	57.58	6	18.18	4	12.12	1	3.03	33	(b)
6	Overall rating of the course is Excellent	11	33.33	14	42.42	7	21.21	1	3.03	0	0.00	33	(b)
7	The course syllabus is application oriented?	7	21.21	12	36.36	12	36.36	2	6.06	0	0.00	33	(b)
8	The course outcomes meeting Local /Regional/ Global needs	8	24.24	12	36.36	12	36.36	1	3.03	0	0.00	33	(C)
9	Any other expectations from the curriculum?	Satisfied with the Syllabi and 20% suggested revision of Syllabus											

Student Feedback



Overall Rating



Semester - V

Paper-V: Ring Theory & Vector Calculus

The report of analysis of feedback received from different stakeholders is given below.

1. Feedback forms collected:

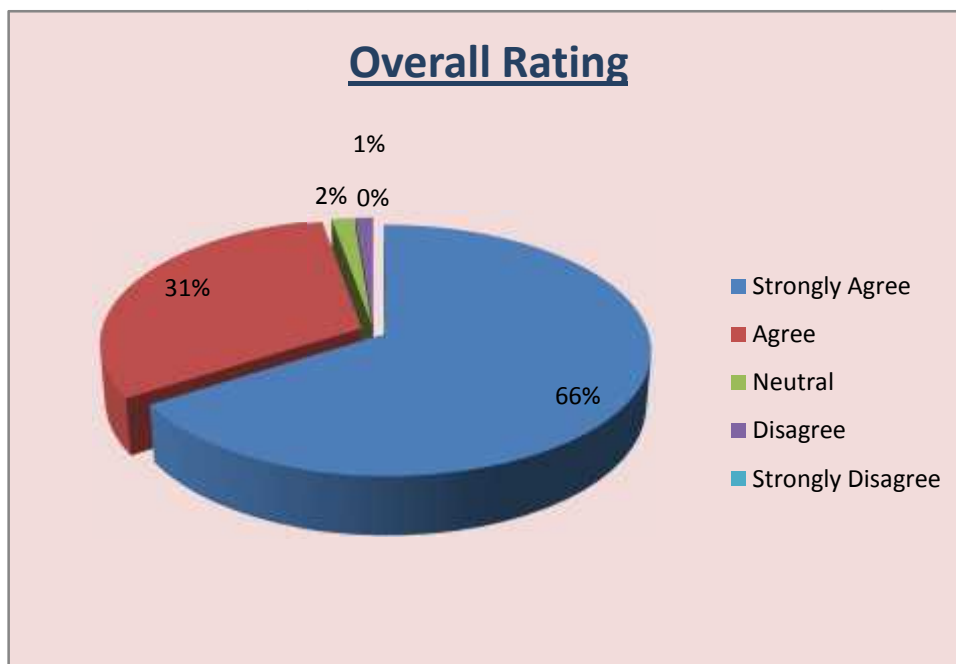
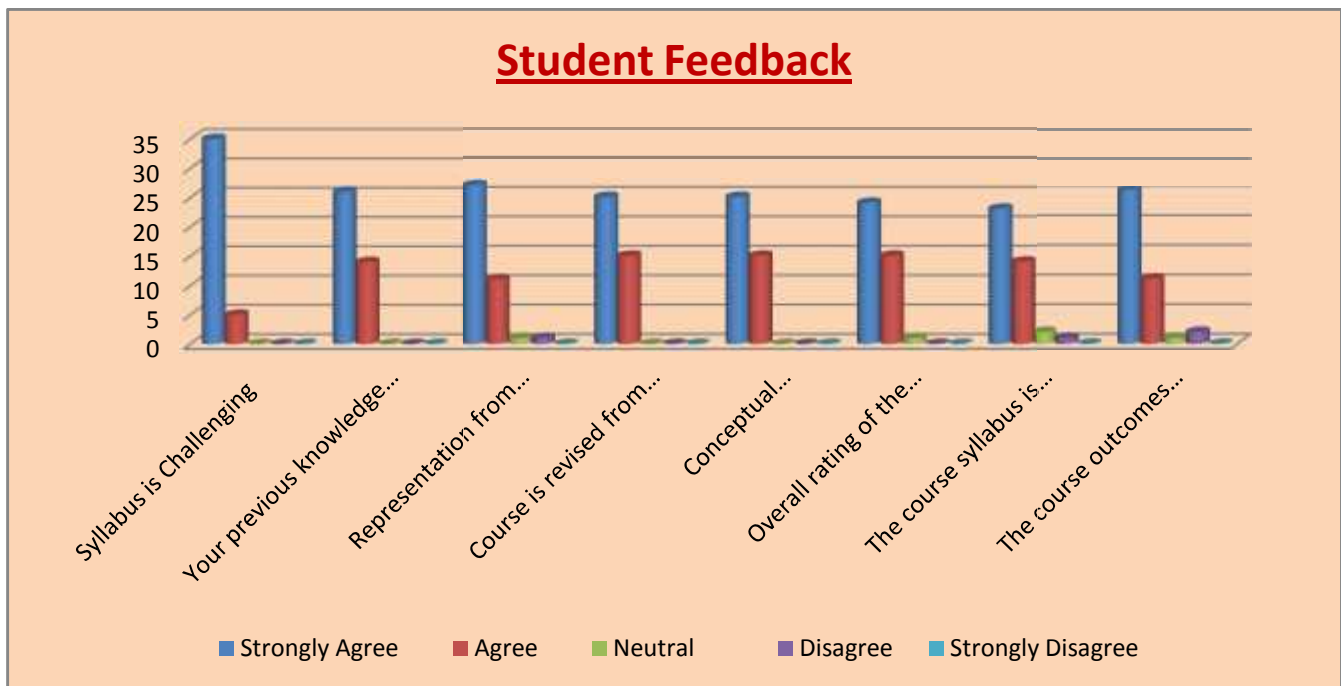
- ✓ Students : 40
- ✓ Alumni : 29
- ✓ Parent : 23
- ✓ Teachers : 7
- ✓ Employer: 11

2. Stakeholder Feedback Report for syllabus Design and Review

Student Feedback on Curriculum for Design & Review of Syllabus

S.No.	Factor	Strongly Agree		Agree		Neutral		Disagree		Strongly Disagree		Total	Remarks
		No. Of Stu	%	No. Of Stu	%	No. Of Stu	%	No. Of Stu	%	No. Of Stu	%		
1	Syllabus is Challenging	35	87.50	5	12.50	0	0.00	0	0.00	0	0.00	40	(a)
2	Your previous knowledge for understanding the course is sufficient	26	65.00	14	35.00	0	0.00	0	0.00	0	0.00	40	(a)
3	Representation from business and industry in Boards of studies is helpful in Designing and improving the courses?	27	67.50	11	27.50	1	2.50	1	2.50	0	0.00	40	(a)
4	Course is revised from time to time	25	62.50	15	37.50	0	0.00	0	0.00	0	0.00	40	(a)
5	Conceptual understanding of the course is easy	25	62.50	15	37.50	0	0.00	0	0.00	0	0.00	40	(a)
6	Overall rating of the course is Excellent	24	60.00	15	37.50	1	2.50	0	0.00	0	0.00	40	(a)
7	The course syllabus is application oriented?	23	57.50	14	35.00	2	5.00	1	2.50	0	0.00	40	(a)

8	The course outcomes meeting Local /Regional/ Global needs	26	65.00	11	27.50	1	2.50	2	5.00	0	0.00	40	(a)
9	Any other expectations from the curriculum?	Satisfied with the Syllabi and 20% suggested revision of Syllabus											



Paper-VI: Linear Algebra

The report of analysis of feedback received from different stakeholders is given below.

1. Feedback forms collected:

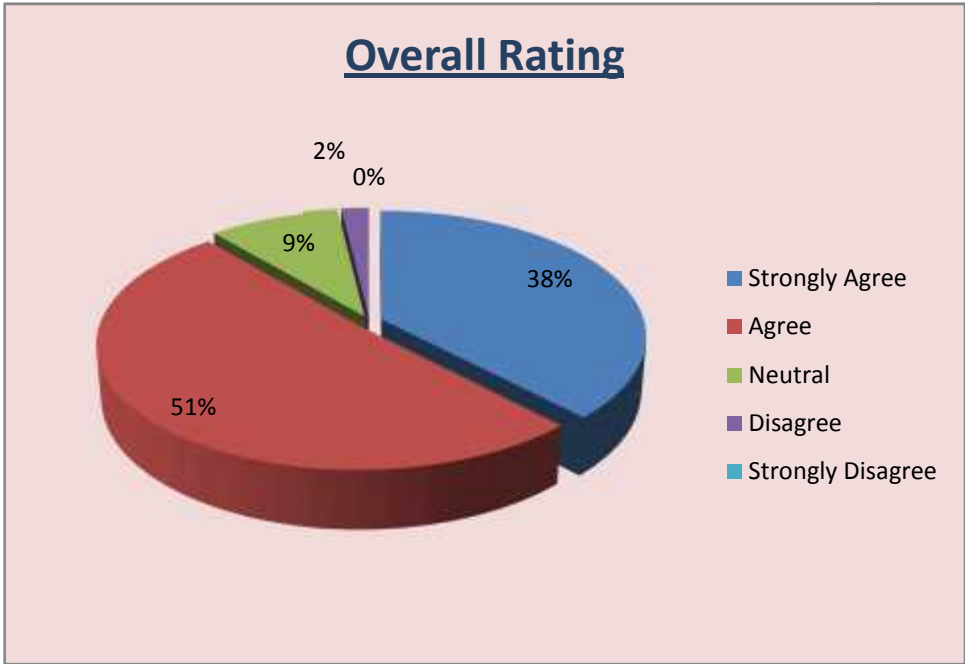
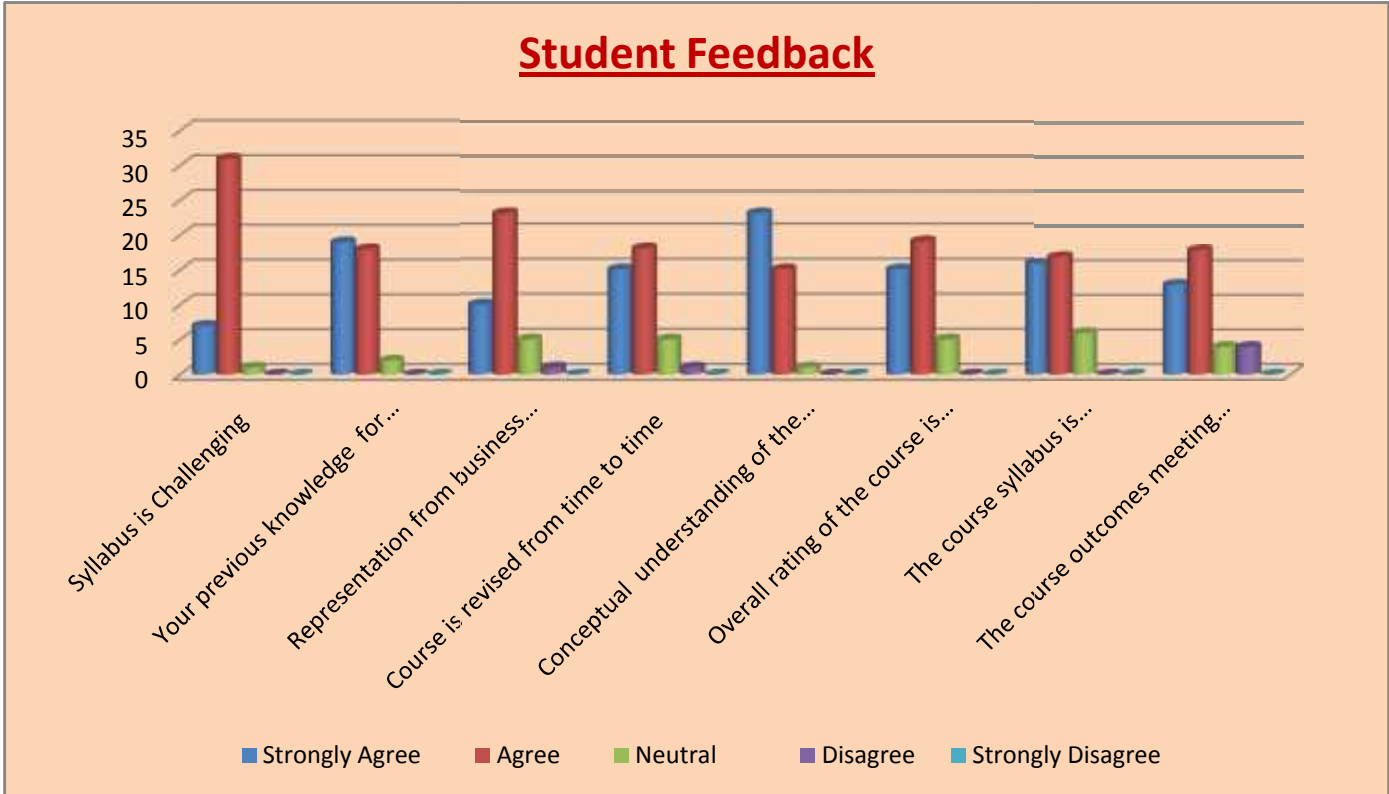
- ✓ Students : 39
- ✓ Alumni : 29
- ✓ Parent : 23
- ✓ Teachers : 7
- ✓ Employer: 11

2. Stakeholder Feedback Report for syllabus Design and Review

Student Feedback on Curriculum for Design & Review of Syllabus

S.No.	Factor	Strongly Agree		Agree		Neutral		Disagree		Strongly Disagree		Total	Remarks
		No. Of Stu	%	No. Of Stu	%	No. Of Stu	%	No. Of Stu	%	No. Of Stu	%		
1	Syllabus is Challenging	7	17.95	31	79.49	1	2.56	0	0.00	0	0.00	39	(b)
2	Your previous knowledge for understanding the course is sufficient	19	48.72	18	46.15	2	5.13	0	0.00	0	0.00	39	(b)
3	Representation from business and industry in Boards of studies is helpful in Designing and improving the courses?	10	25.64	23	58.97	5	12.82	1	2.56	0	0.00	39	(b)
4	Course is revised from time to time	15	38.46	18	46.15	5	12.82	1	2.56	0	0.00	39	(b)
5	Conceptual understanding of the course is easy	23	58.97	15	38.46	1	2.56	0	0.00	0	0.00	39	(a)
6	Overall rating of the course is Excellent	15	38.46	19	48.72	5	12.82	0	0.00	0	0.00	39	(b)
7	The course syllabus is application oriented?	16	41.03	17	43.59	6	15.38	0	0.00	0	0.00	39	(b)
8	The course outcomes meeting Local /Regional/ Global	13	33.33	18	46.15	4	10.26	4	10.26	0	0.00	39	(b)

	needs									
9	Any other expectations from the curriculum?	Satisfied with the Syllabi and 20% suggested revision of Syllabus								



Semester – VI

Paper–VII: Numerical Analysis

The report of analysis of feedback received from different stakeholders is given below.

1. Feedback forms collected:

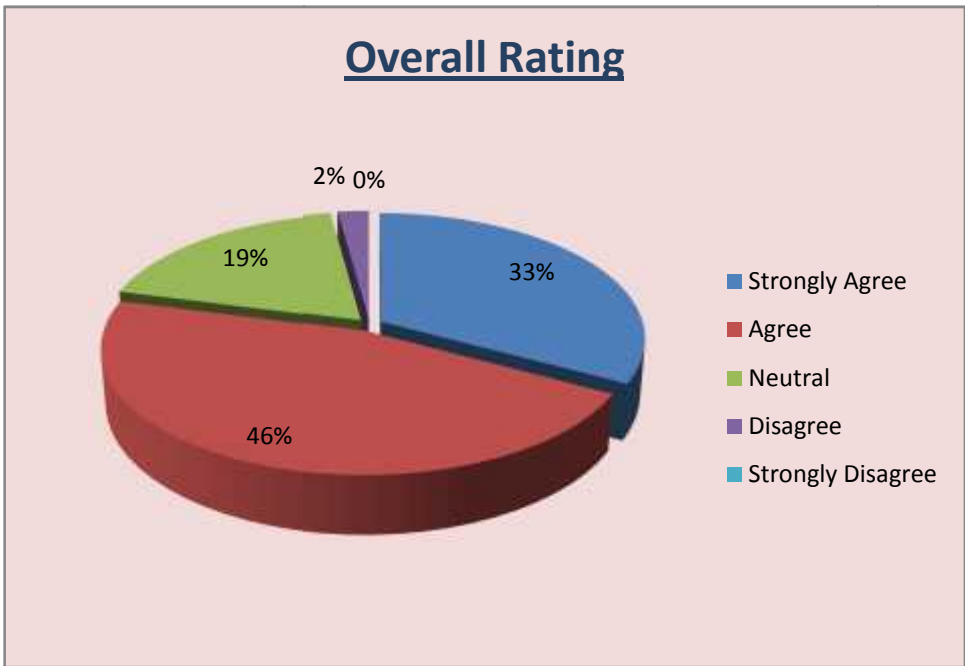
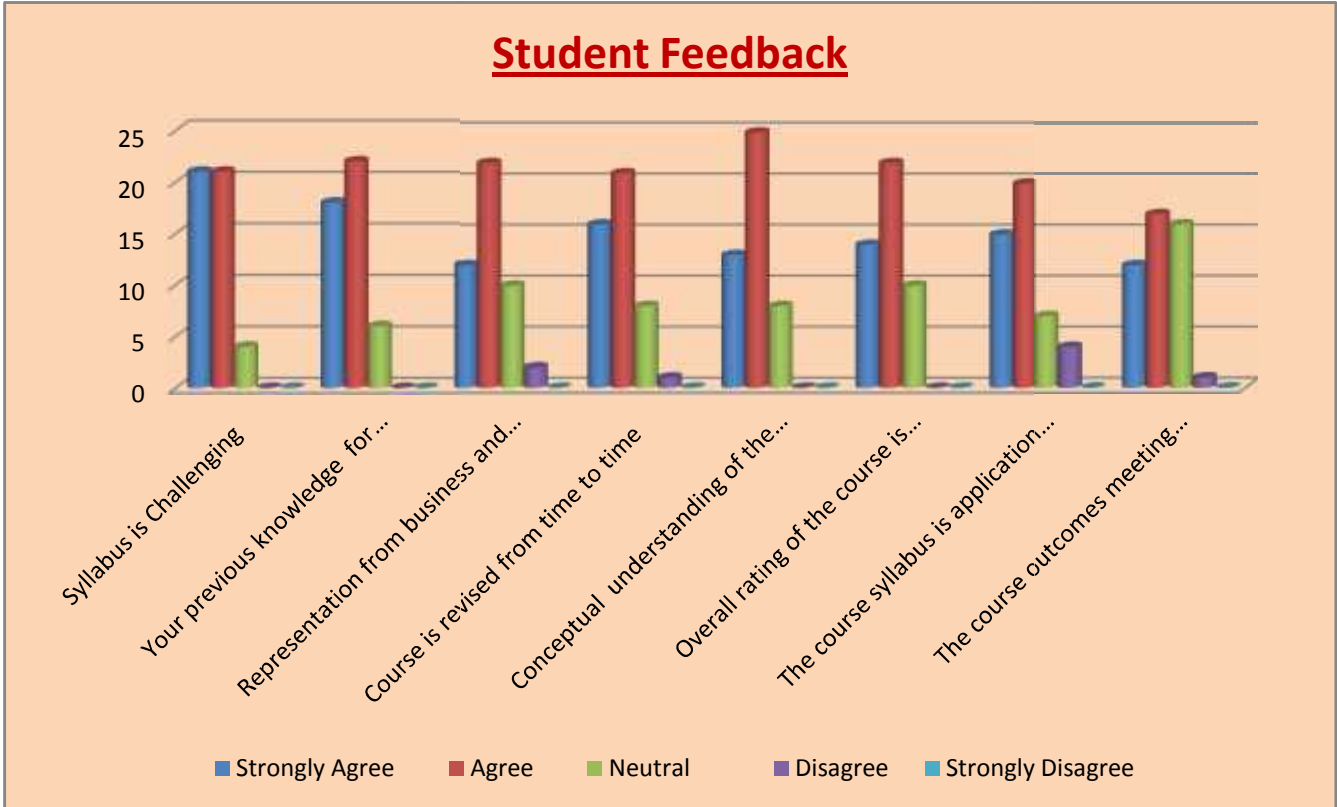
- ✓ Students : 46
- ✓ Alumni : 29
- ✓ Parent : 23
- ✓ Teachers : 7
- ✓ Employer: 11

2. Stakeholder Feedback Report for syllabus Design and Review

Student Feedback on Curriculum for Design & Review of Syllabus

S.No.	Factor	Strongly Agree		Agree		Neutral		Disagree		Strongly Disagree		Total	Remarks
		No. Of Stu	%	No. Of Stu	%	No. Of Stu	%	No. Of Stu	%	No. Of Stu	%		
1	Syllabus is Challenging	21	45.65	21	45.65	4	8.70	0	0.00	0	0.00	46	(a)
2	Your previous knowledge for understanding the course is sufficient	18	39.13	22	47.83	6	13.04	0	0.00	0	0.00	46	(b)
3	Representation from business and industry in Boards of studies is helpful in Designing and improving the courses?	12	26.09	22	47.83	10	21.74	2	4.35	0	0.00	46	(b)
4	Course is revised from time to time	16	34.78	21	45.65	8	17.39	1	2.17	0	0.00	46	(b)
5	Conceptual understanding of the course is easy	13	28.26	25	54.35	8	17.39	0	0.00	0	0.00	46	(b)
6	Overall rating of the course is Excellent	14	30.43	22	47.83	10	21.74	0	0.00	0	0.00	46	(b)
7	The course syllabus is application oriented?	15	32.61	20	43.48	7	15.22	4	8.70	0	0.00	46	(b)
8	The course outcomes meeting Local /Regional/	12	26.09	17	36.96	16	34.78	1	2.17	0	0.00	46	(b)

	Global needs																			
9	Any other expectations from the curriculum?	Satisfied with the Syllabi and 20% suggested revision of Syllabus																		



Paper-VIII(A2): Advanced Numerical Analysis

The report of analysis of feedback received from different stakeholders is given below.

1. Feedback forms collected:

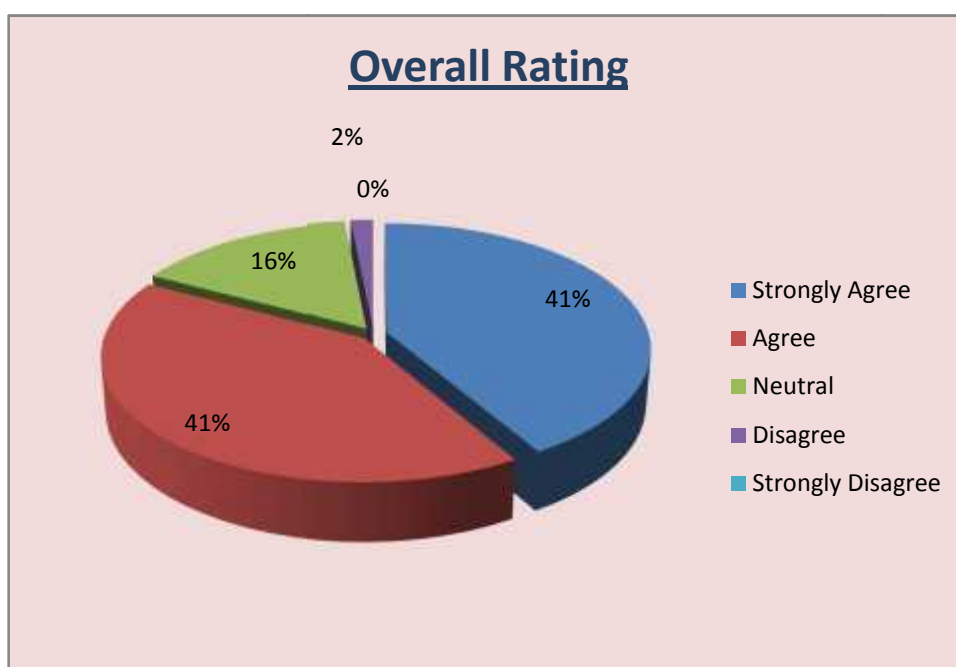
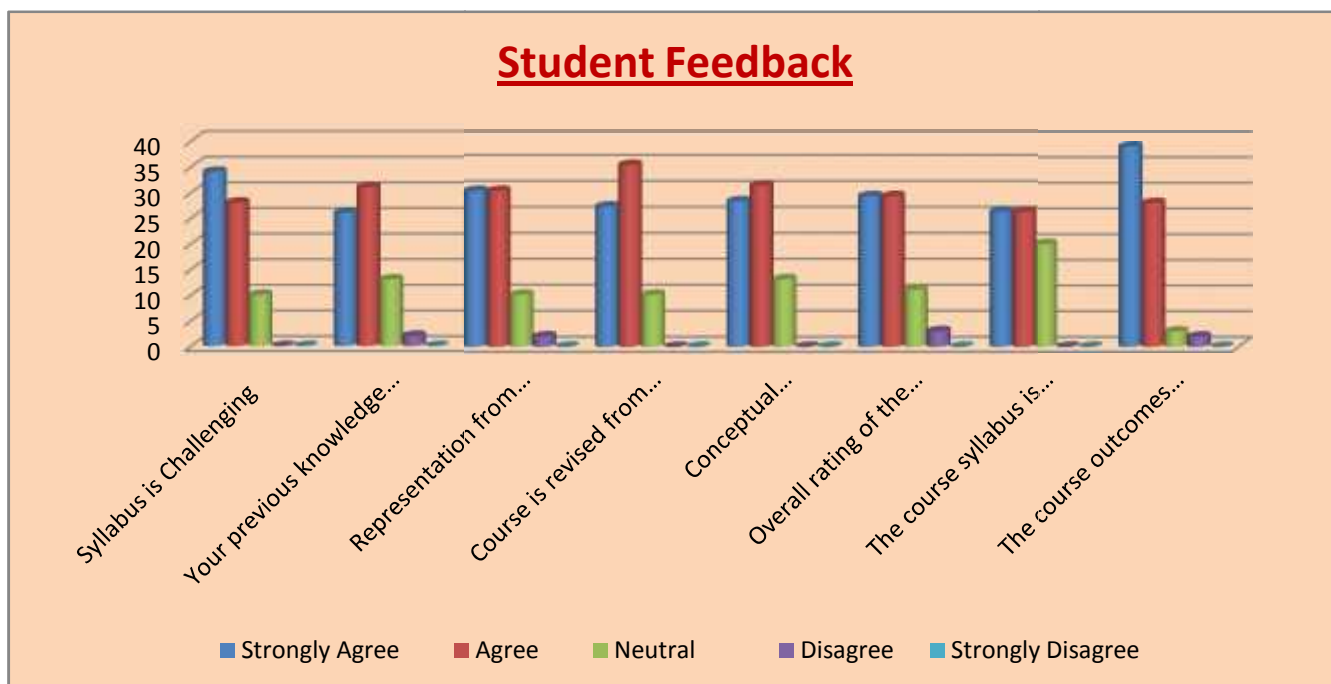
- ✓ Students : 72
- ✓ Alumni : 29
- ✓ Parent : 23
- ✓ Teachers : 7
- ✓ Employer: 11

2. Stakeholder Feedback Report for syllabus Design and Review

Student Feedback on Curriculum for Design & Review of Syllabus

S.No.	Factor	Strongly Agree		Agree		Neutral		Disagree		Strongly Disagree		Total	Remarks
		No. Of Stu	%	No. Of Stu	%	No. Of Stu	%	No. Of Stu	%	No. Of Stu	%		
1	Syllabus is Challenging	34	47.22	28	38.89	10	13.89	0	0.00	0	0.00	72	(a)
2	Your previous knowledge for understanding the course is sufficient	26	36.11	31	43.06	13	18.06	2	2.78	0	0.00	72	(b)
3	Representation from business and industry in Boards of studies is helpful in Designing and improving the courses?	30	41.67	30	41.67	10	13.89	2	2.78	0	0.00	72	(b)
4	Course is revised from time to time	27	37.50	35	48.61	10	13.89	0	0.00	0	0.00	72	(b)
5	Conceptual understanding of the course is easy	28	38.89	31	43.06	13	18.06	0	0.00	0	0.00	72	(b)
6	Overall rating of the course is Excellent	29	40.28	29	40.28	11	15.28	3	4.17	0	0.00	72	(a)
7	The course syllabus is application oriented?	26	36.11	26	36.11	20	27.78	0	0.00	0	0.00	72	(b)

8	The course outcomes meeting Local /Regional/ Global needs	39	54.17	28	38.89	3	4.17	2	2.78	0	0.00	72	(a)
9	Any other expectations from the curriculum?	Satisfied with the Syllabi and 20% suggested revision of Syllabus											



Paper-VIII(A1): Integral Transformations

The report of analysis of feedback received from different stakeholders is given below.

1. Feedback forms collected:

- ✓ Students : 72
- ✓ Alumni : 29
- ✓ Parent : 23
- ✓ Teachers : 7
- ✓ Employer: 11

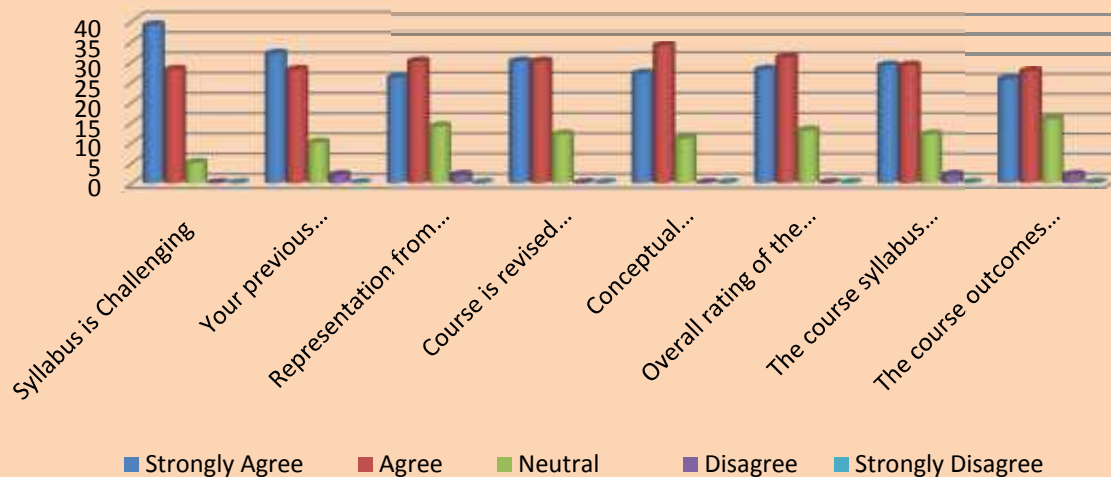
2. Stakeholder Feedback Report for syllabus Design and Review

Student Feedback on Curriculum for Design & Review of Syllabus

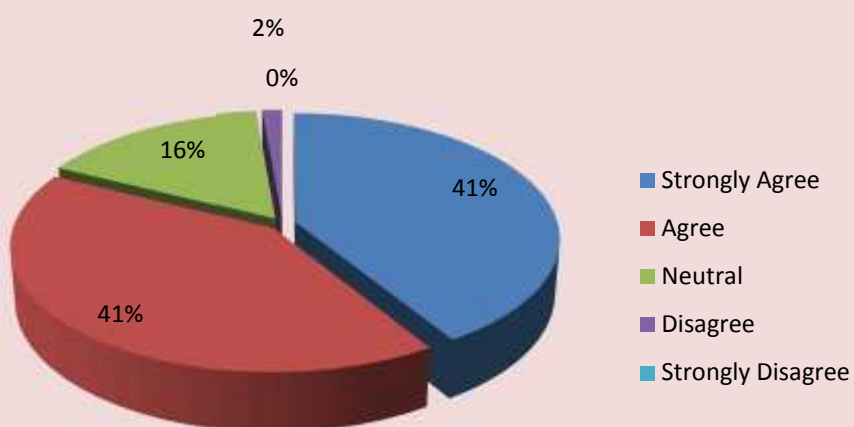
S.No.	Factor	Strongly Agree		Agree		Neutral		Disagree		Strongly Disagree		Total	Remarks
		No. Of Stu	%	No. Of Stu	%	No. Of Stu	%	No. Of Stu	%	No. Of Stu	%		
1	Syllabus is Challenging	39	54.17	28	38.89	5	6.94	0	0.00	0	0.00	72	(a)
2	Your previous knowledge for understanding the course is sufficient	32	44.44	28	38.89	10	13.89	2	2.78	0	0.00	72	(a)
3	Representation from business and industry in Boards of studies is helpful in Designing and improving the courses?	26	36.11	30	41.67	14	19.44	2	2.78	0	0.00	72	(b)
4	Course is revised from time to time	30	41.67	30	41.67	12	16.67	0	0.00	0	0.00	72	(b)
5	Conceptual understanding of the course is easy	27	37.50	34	47.22	11	15.28	0	0.00	0	0.00	72	(b)
6	Overall rating of the course is Excellent	28	38.89	31	43.06	13	18.06	0	0.00	0	0.00	72	(b)
7	The course syllabus is	29	40.28	29	40.28	12	16.67	2	2.78	0	0.00	72	(a)

	application oriented?													
8	The course outcomes meeting Local /Regional/ Global needs	26	36.11	28	38.89	16	22.22	2	2.78	0	0.00	72	(b)	
9	Any other expectations from the curriculum?	Satisfied with the Syllabi and 20% suggested revision of Syllabus												

Student Feedback

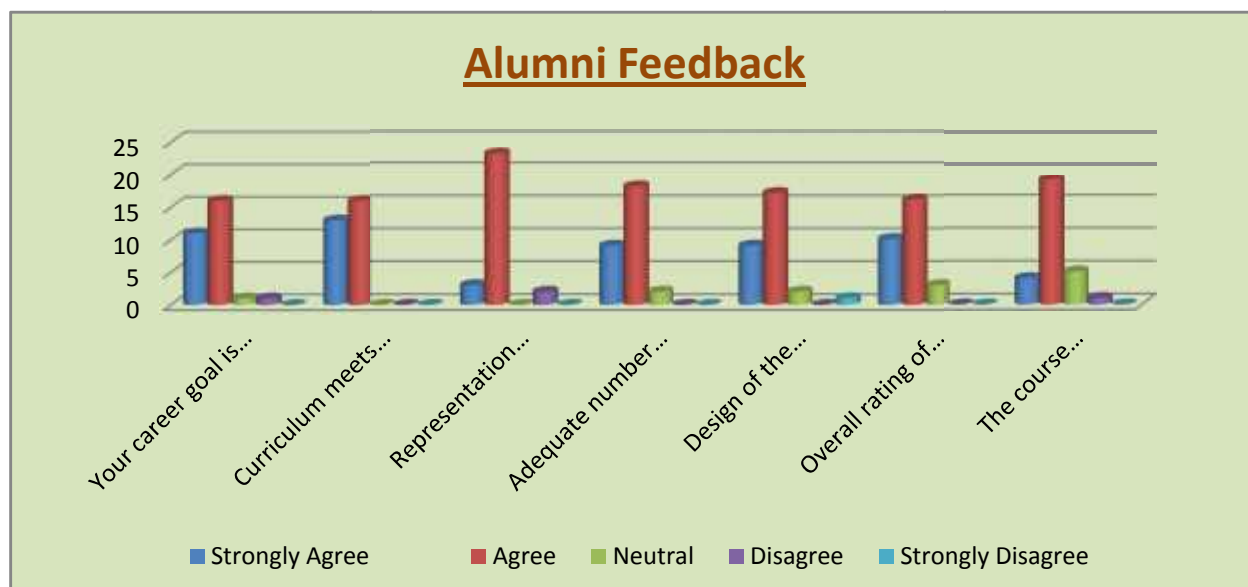


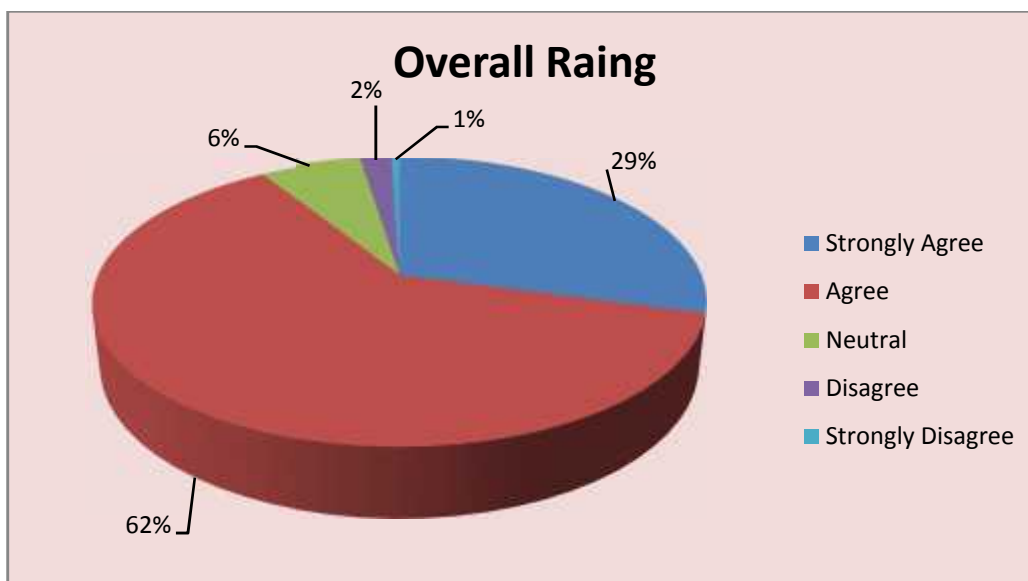
Overall Rating



Alumni Feedback on Curriculum for Design & Review of Syllabus

S.No.	Factor	Strongly Agree		Agree		Neutral		Disagree		Strongly Disagree		Total	Remarks
		No. Of Alumni	%	No. Of Alumni	%	No. Of Alumni	%	No. Of Alumni	%	No. Of Alumni	%		
1	Your career goal is accomplished at the end of the course	11	37.93	16	55.17	1	3.45	1	3.45	0	0.00	29	(b)
2	Curriculum meets prerequisite and basic knowledge required for the career.	13	44.83	16	55.17	0	0.00	0	0.00	0	0.00	29	(b)
3	Representation from business and industry in Boards of studies is helpful in Designing and improving the courses?	3	10.71	23	82.14	0	0.00	2	7.14	0	0.00	28	(b)
4	Adequate number of Guest lecture/ Seminars were conducted to enrich the curriculum	9	31.03	18	62.07	2	6.90	0	0.00	0	0.00	29	(b)
5	Design of the courses (subjects) encourages /motivates extra learning or self learning.	9	32.14	17	60.71	2	7.14	0	0.00	1	3.57	28	(b)
6	Overall rating of the course is Excellent	10	34.48	16	55.17	3	10.34	0	0.00	0	0.00	29	(b)
7	The course outcomes meeting Local /Regional/ Global needs/	4	13.79	19	65.52	5	17.24	1	3.45	0	0.00	29	(b)
8	Any other expectations from the curriculum?												
9	Suggestions for further Improvement												

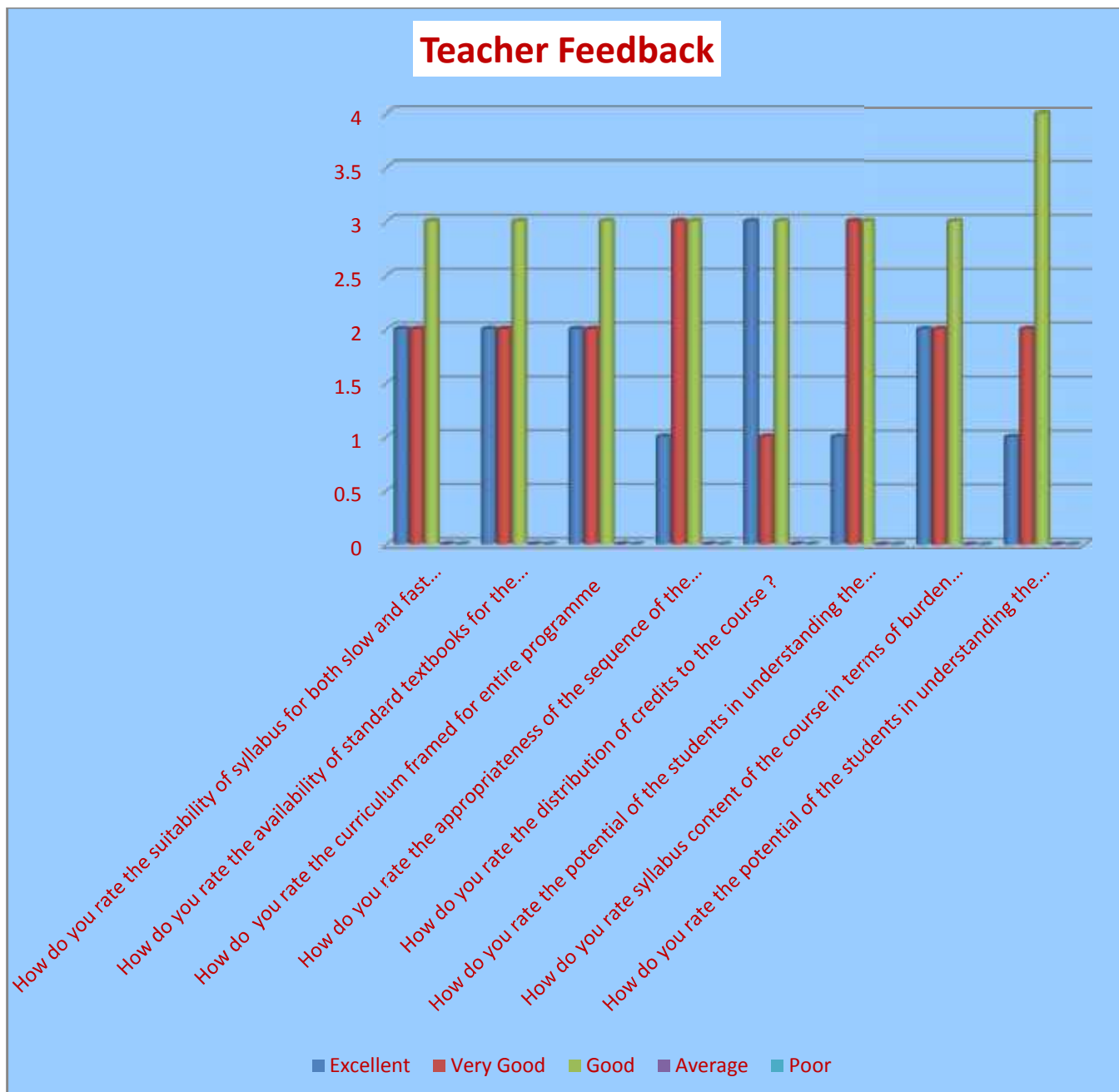


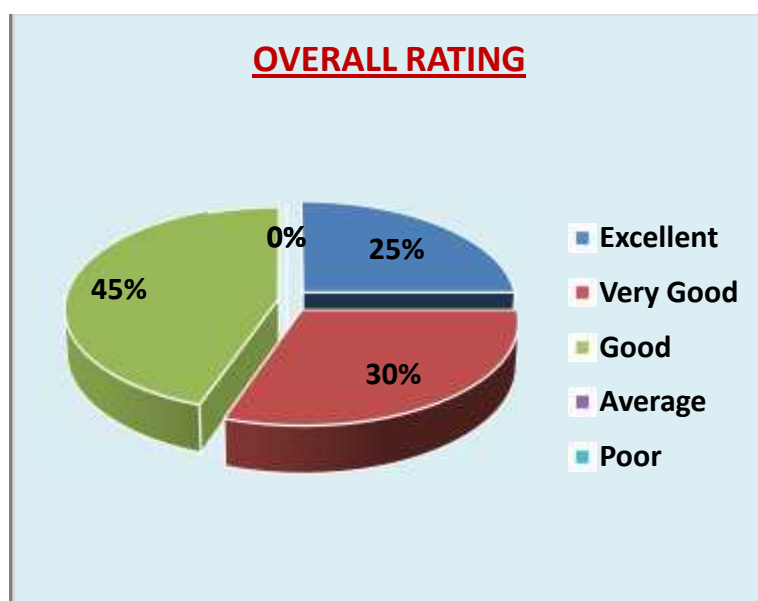


Teacher Feedback on Curriculum for Design & Review of Syllabus

S.No.	Factor	Excellent		Very Good		Good		Average		Poor		Total (No. of Teachers)	Remarks
		(No. of Teachers)	%	(No. of Teachers)	%	(No. of Teachers)	%	(No. of Teachers)	%	(No. of Teachers)	%		
1	How do you rate the suitability of syllabus for both slow and fast learners	2	29	2	29	3	43	0	0	0	0	7	(c)
2	How do you rate the availability of standard textbooks for the coverage of the syllabus	2	29	2	29	3	43	0	0	0	0	7	(c)
3	How do you rate the curriculum framed for entire programme	2	29	2	29	3	43	0	0	0	0	7	(b)
4	How do you rate the appropriateness of the sequence of the courses provided in the curriculum?	1	14	3	43	3	43	0	0	0	0	7	(b)
5	How do you rate the distribution of credits to the course ?	3	43	1	14	3	43	0	0	0	0	7	(a)
6	How do you rate the potential of the students in understanding the course objectives?	1	14	3	43	3	43	0	0	0	0	7	(b)
7	How do you rate syllabus content of the course in terms of burden on the students?	2	29	2	29	3	43	0	0	0	0	7	(c)

8	How do you rate the experimental list in stimulating the interest of students in the subjects	1	14	2	29	4	57	0	0	0	0	7	(c)
9	Any other expectations from the curriculum?	Satisfied with the Syllabi and 20% suggested revision of Syllabus											

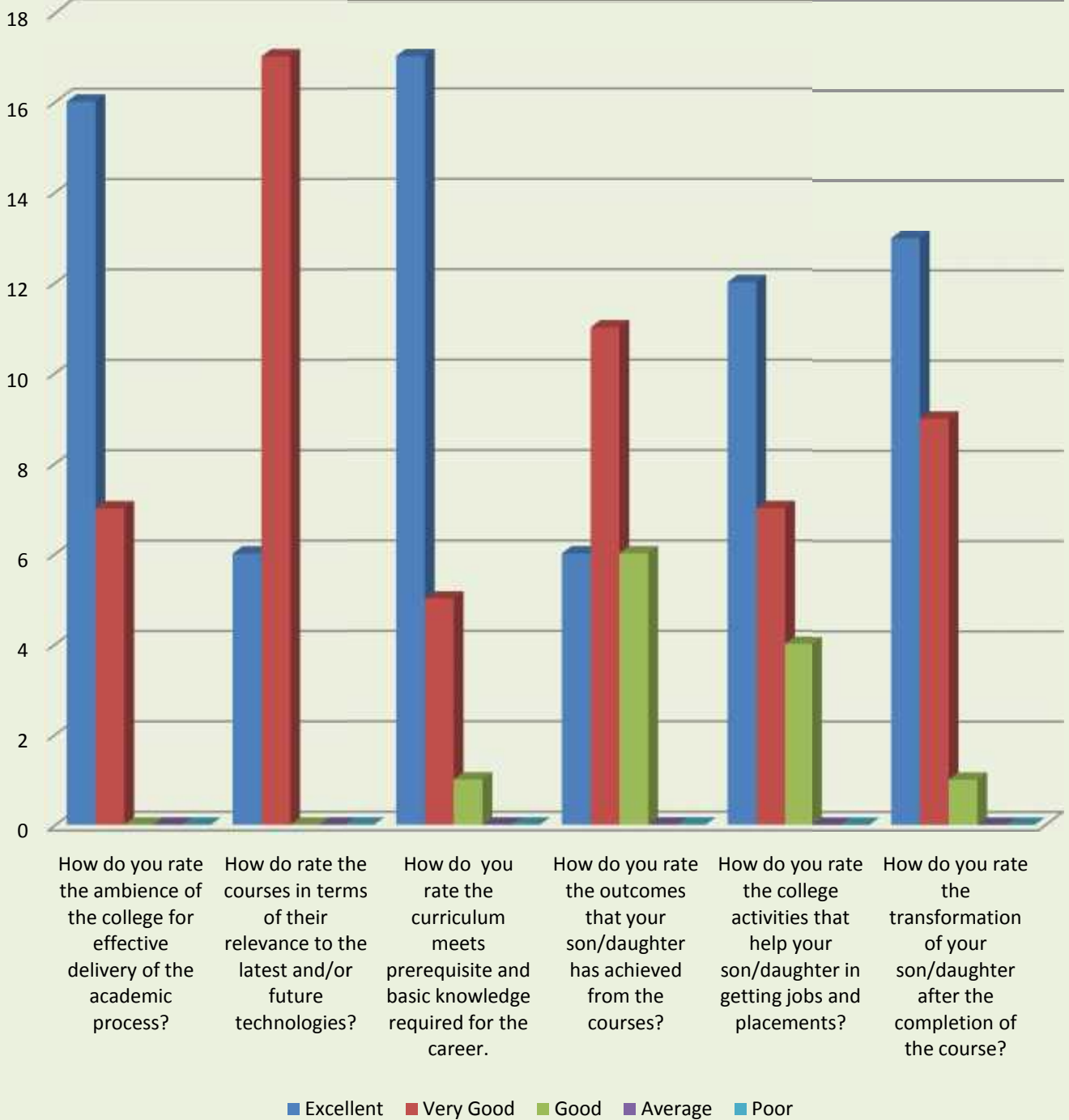


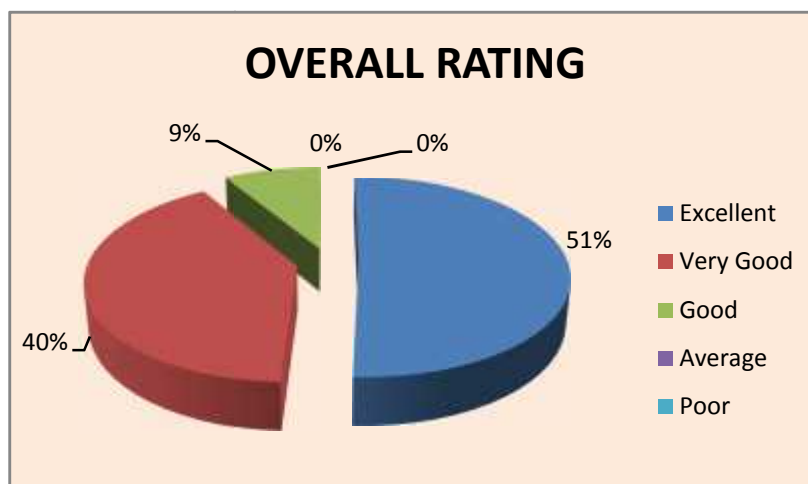


Parent Feedback on Curriculum for Design & Review of Syllabus

S.No.	Factor	Excellent		Very Good		Good		Average		Poor		Total	Re marks
		(No. of Parents)	%	(No. of Parents)	%	(No. of Parents)	%	(No. of Parents)	%	(No. of Parents)	%		
1	How do you rate the ambience of the college for effective delivery of the academic process?	16	70	7	30	0	0	0	0	0	0	23	(a)
2	How do rate the courses in terms of their relevance to the latest and/or future technologies?	6	26	17	74	0	0	0	0	0	0	23	(b)
3	How do you rate the curriculum meets prerequisite and basic knowledge required for the career.	17	74	5	22	1	4	0	0	0	0	23	(a)
4	How do you rate the outcomes that your son/daughter has achieved from the courses?	6	26	11	48	6	26	0	0	0	0	23	(b)
5	How do you rate the college activities that help your son/daughter in getting jobs and placements?	12	52	7	30	4	17	0	0	0	0	23	(a)
6	How do you rate the transformation of your son/daughter after the completion of the course?	13	57	9	39	1	4	0	0	0	0	23	(a)

Parents Feedback

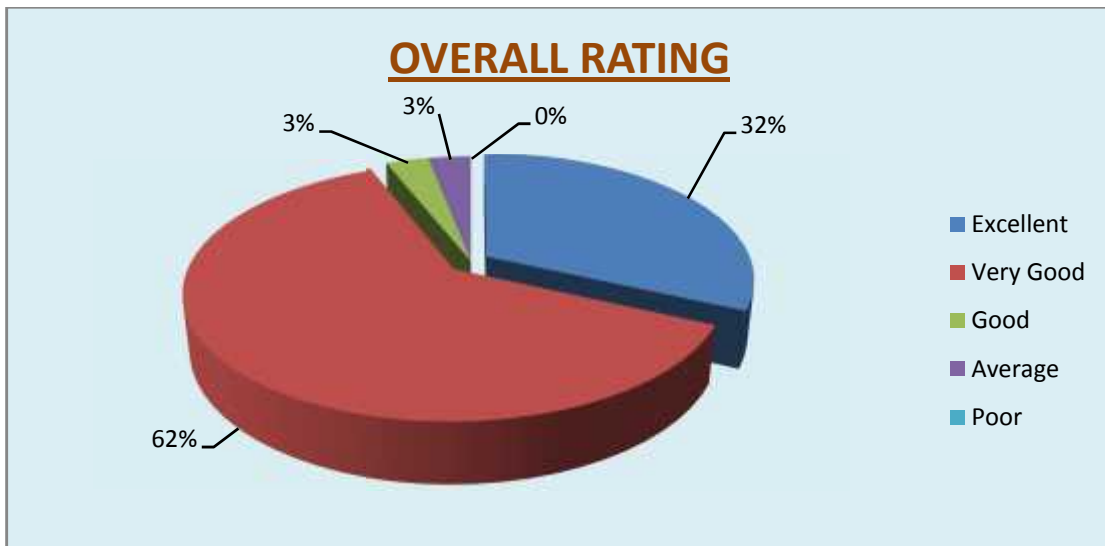




Employer Feedback on Curriculum for Design & Review of Syllabus

S.No.	Factor	Excellent		Very Good		Good		Average		Poor		Total	Remarks
		(No. of Employer)	%	(No. of Employer)	%	(No. of Employer)	%	(No. of Employer)	%	(No. of Employer)	%		
1	How do you rate the sufficiency of syllabus content to bridge the gap between academia and industry	5	45	5	45	0	0	1	9	0	0	11	(a)
2	How do you rate the skills acquired from the curriculum to face the industry challenges/requirements	6	55	5	45	0	0	0	0	0	0	11	(a)
3	How do you rate the curriculum in relation to your current professional standards?	4	36	7	64	0	0	0	0	0	0	11	(b)
4	How do you rate the offering of electives in relation to technology advancements	3	27	7	64	0	0	1	9	0	0	11	(b)
5	How do you rate the skills acquired from the curriculum to face the industry challenges/requirements ?	4	36	6	55	1	9	0	0	0	0	11	(b)
6	How do you rate the institute's laboratory and equipment adequateness for practical exposure?	2	18	8	73	1	9	0	0	0	0	11	(b)

7	How do you rate the experimental list in getting ample placements in Industry?	2	18	8	73	0	0	1	9	0	0	11	(b)
8	Any other expectations from the curriculum?	Satisfied with the Syllabi and 20% suggested revision of Syllabus											



Signature of the Dept. In-Charge